

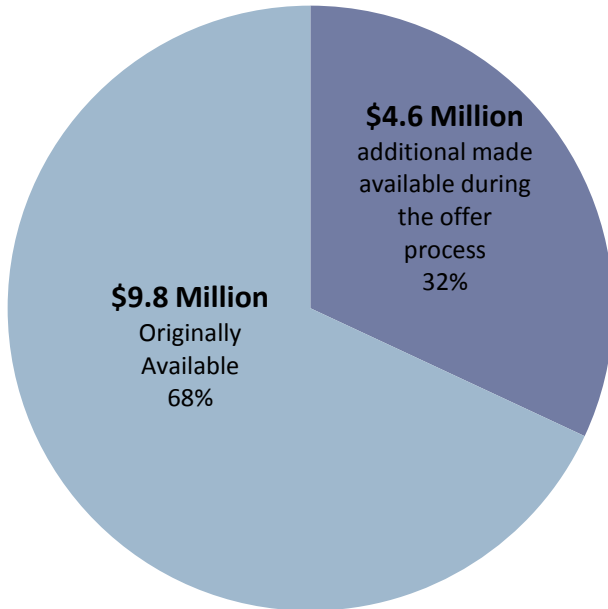


2009 *FIRST* Scholarship Program

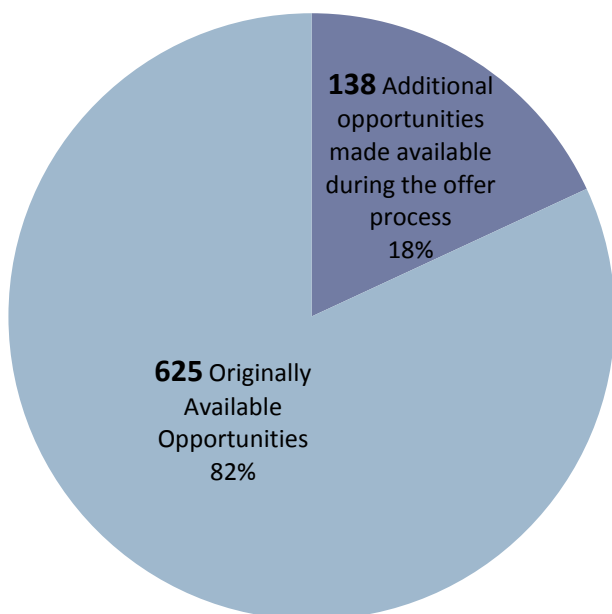
Year-End Summary

What scholarship opportunities were made available to *FIRST* students?

\$14.4 Million in Scholarships Available



763 Scholarship Opportunities Available



Where Do *FIRST* Scholarships Come From?

FIRST Scholarship opportunities are made available by colleges, universities, corporations, and professional associations. During the 2009 *FIRST* season, the following originally available scholarship total offerings were known and advertised:

Offerings for students on FRC Teams:

- \$9.8 Million in college scholarships
- 625 individual scholarship opportunities
- Over 130 Scholarship Providers

Where Did the Additional Available Scholarships Come From?

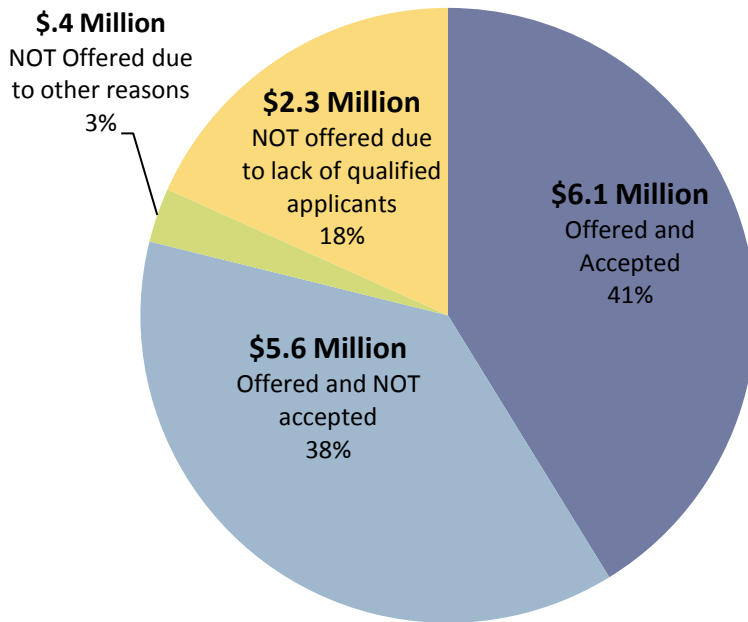
During the scholarship offer process, many scholarship providers offered more or larger scholarships than had been pledged. Thus the total available amount/quantity was increased. This is often done, knowing that not all scholarships that are offered will be accepted (awarded). For example, Illinois Institute of Technology pledged 3 scholarships, but ended up offering 5 scholarships.

Some of our scholarship providers pledge an “unlimited” number of scholarships, so an estimate is used when calculating the available scholarship amount. The amount actually offered by the school may vary from this estimate. For example, the “unlimited amount” that Florida Institute of Technology would give was estimated as 30. They actually offered 75 scholarships!

What Was Offered to Students, and What Did They Accept?

Of the \$14.4 Million potentially available:

- \$11.7 Million (81%) was offered to students
- \$6.1 Million (42%) was accepted by students



Why aren't all Available Scholarships Offered to Students?

Over 22 *FIRST* Scholarship Providers did not receive any scholarship applications, and thus did not offer any scholarships. Over 21 other providers received some applications, but not enough to be able to offer all of their available scholarships. Possible reasons for this lack of applications include:

- No *FIRST* students attended that school
- None of those attending qualified for the scholarship
- Eligible students attending that school did not bother to apply.

What other reasons are there for scholarships NOT being offered?

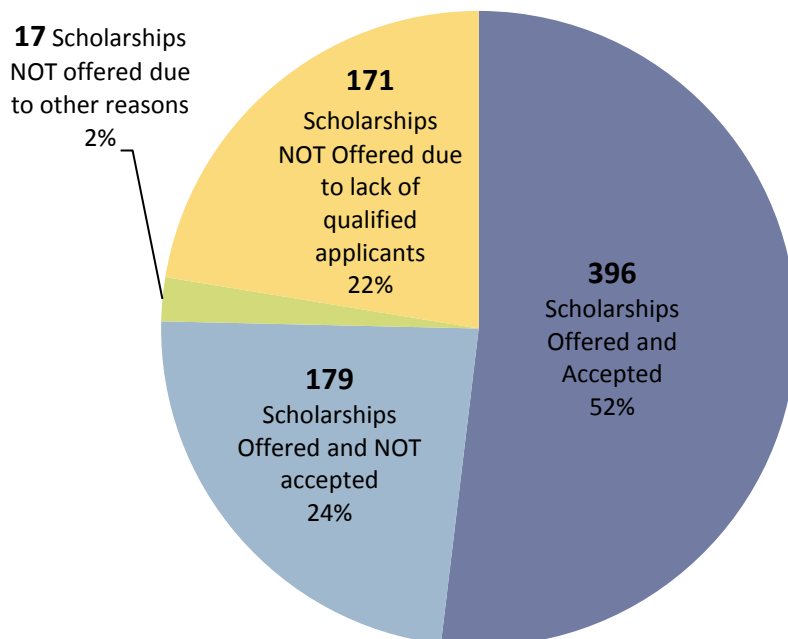
- Some schools only offer one scholarship to a student. If *FIRST* applicants qualify for a larger scholarship, they will be given that scholarship instead of the *FIRST* Scholarship.
- A few scholarship providers made no offers due to financial cuts.

Why are there so many unaccepted scholarships?

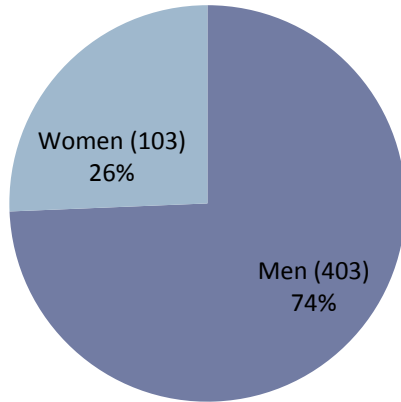
A student who has been offered a scholarship by a college/university can NOT accept this scholarship if they decide to attend another school. Some schools will then try to offer this scholarship to another student, but many schools do not do this. So these scholarships go unused.

Of the 763 potential scholarship opportunities:

- 575 Scholarships (75%) were offered
- 396 Scholarships (52%) were accepted

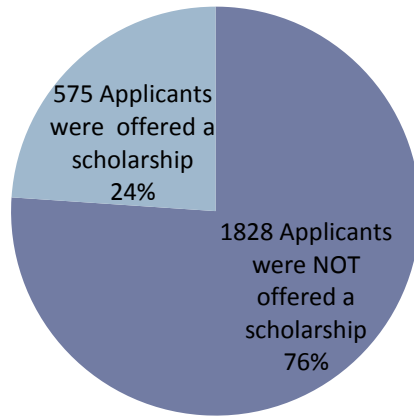


26% Percent of *FIRST* Scholarships were Offered to Women*



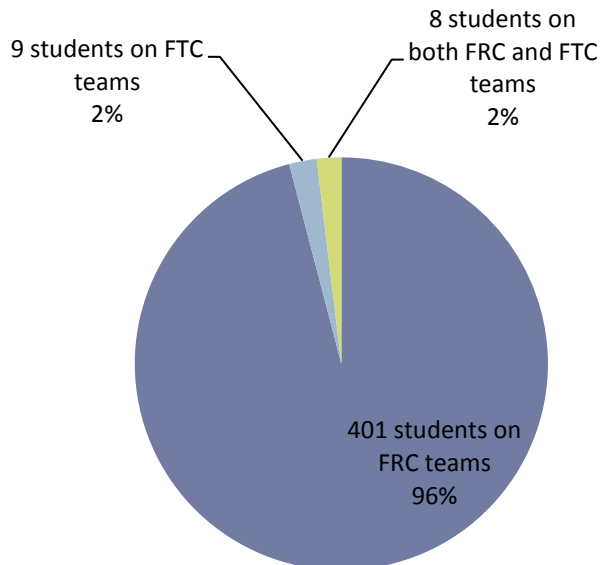
*This is based on the 544 students offered scholarship whose gender was reported.

One out of every four applicants was offered a scholarship**



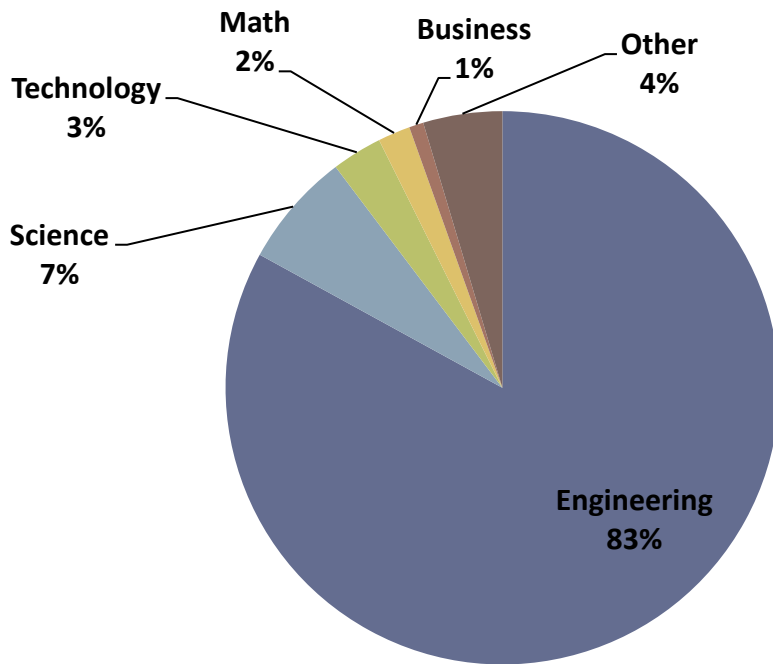
** *FIRST* Scholarship Providers reported having a total of 2,403 applicants and offering a total of 575 scholarships. These are extremely good odds for winning a merit scholarship.

4% of Scholarships were Offered to FTC students***



*** We ask Scholarship Providers to report in which program (FRC or FTC) their scholarship winners participated. Not all of them track or provide this data. These results are based on the 418 students whose programs were reported.

Intended Majors of the 2009 *FIRST* Scholarship Winners*



*This is based on the 476 students whose intended major was reported. See the chart below for details of specific majors within these major categories.

Detailed Breakdown of Intended Majors

Intended Major	Number of students	Percent of total
Engineering	395	83.0%
Aeronautical Engineering	4	0.8%
AeroSpace Engineering	40	8.4%
Biological Engineering	3	0.6%
Biomedical Engineering	13	2.7%
Chemical Engineering	18	3.8%
Civil Engineering	6	1.3%
Computer Engineering	25	5.3%
Computer Network Systems	2	0.4%
Computer Science	37	7.8%
Computer Science & Engineering	4	0.8%
Electrical and Computer Engineering	6	1.3%
Electrical Engineering	40	8.4%
Engineering	51	10.7%
Engineering Exploration	4	0.8%
Engineering Physics	2	0.4%
Environmental Engineering	5	1.1%
Marine Engineering	1	0.2%

Intended Major (continued)	Number of students	Percent of total
Engineering (continued)	395	83.0%
Materials Science and Engineering	2	0.4%
Mechanical Engineering	113	23.7%
Ocean Engineering	2	0.4%
Pre-Med Engineering	1	0.2%
Real-Time Interactive Simulation	5	1.1%
Robotics Engineering	4	0.8%
Software Development	2	0.4%
Software Engineering	4	0.8%
Structural Engineering	1	0.2%
Science	32	6.7%
Astronomy and Astrophysics	1	0.2%
Biochemistry	6	1.3%
Biology	5	1.1%
Biophysics	1	0.2%
Chemistry	5	1.1%
Engineering Science	3	0.6%
Geology	2	0.4%
Marine Biology	2	0.4%
Neuroscience/Biological Chemistry	1	0.2%
Physics	5	1.1%
Psychology	1	0.2%
Technology	14	2.9%
Alternative Energy Technology	1	0.2%
Computer Engineering Technology	2	0.4%
Computer Information Systems	1	0.2%
Electrical Engineering Technology	3	0.6%
Industrial Engineering Technology	2	0.4%
Mechanical Engineering Technology	5	1.1%
Math	9	1.9%
Applied Mathematics	1	0.2%
Math	8	1.7%
Business	4	0.8%
Business	3	0.6%
Information Management	1	0.2%
Other	22	4.6%
Aviation Management, Flight	5	1.1%
Communications	2	0.4%
Digital Arts	1	0.2%
Digital Media	1	0.2%
Drafting and Design	1	0.2%
Game Design	2	0.4%
Game Design and Development	4	0.8%
General Studies	1	0.2%
Graphic Design	1	0.2%
Math Education	1	0.2%
Music Education	1	0.2%
Nursing	1	0.2%
Political Science	1	0.2%
Total # of students:	476	100%

The Challenge for 2010

FIRST has no control over the number of offered *FIRST* Scholarships that are accepted by students. However, we may be able to affect the percent of available scholarships that are offered to students. Of course we will encourage students to apply for any of our 2010 *FIRST* Scholarships. But by being aware of the scholarship providers who did not get enough qualified applicants in 2009, we may be able to offer extra encouragement to students to apply for these scholarships in 2010. The following list of 2009 *FIRST* Scholarship Providers (who are also offering 2010 scholarships) is broken down to show which providers were unable to offer all or some of their scholarships, due to lack of qualified applicants, and which were able to offer all of their available scholarships.

These providers received NO applicants and therefore did not offer any scholarships

City College of New York, CUNY
Colorado Technical University - Denver
Fluid Power Educational Foundation
Lindenwood University
Metropolitan Community College-Business & Technology
Molloy College
Montclair State University
New Hampshire Technical Institute
New Jersey Institute of Technology
New School
Oregon Institute of Technology
Polytechnic University
Schoolcraft College
Society of Petroleum Engineers - Delta Section
Spring Arbor University
University of Arkansas-Little Rock
University of Massachusetts Lowell - Engineering
University of Nebraska-Lincoln
Vermont Technical College
Westwood College

These providers received some qualified applicants, but not enough to offer all of their scholarships

Bradley University
College of Southern Maryland
Colorado State University
DeVry University
Fairleigh Dickinson University
Hampshire College
Hofstra University
ITT Technical Institute
Johnson & Wales University
Pace University
Plymouth State University
Purdue University - Computer Science

These providers received some qualified applicants, but not enough to offer all of their scholarships (continued)

Sweet Briar College
Temple University
University of Illinois at Chicago
University of Missouri
University of New Hampshire
University of South Carolina
Virginia Commonwealth University
Washington State University
Wayne State University

These providers received enough qualified applicants to offer all of their scholarships

Adelphi University
Arizona State University
ASME - ASME Auxiliary
BAE Systems
Boston University
Bucknell University
Cal Poly San Luis Obispo/BAE Systems
California State University, Los Angeles/Boeing
Capitol College
Carnegie Mellon University/Boeing
Case Western Reserve University
Clarkson University
Daniel Webster College
DePaul University
DigiPen Institute of Technology
Drexel University
Eastern Michigan University
Embry-Riddle Aeronautical University
Ferris State University
Florida A&M University/Boeing
Florida Institute of Technology
Georgia Institute of Technology
Grand Valley State University
Illinois Institute of Technology
International Fluid Power Society
Kansas State University
Kettering University
Lake Superior State University
Lawrence Technological University
Marquette University
Massachusetts Institute of Technology
Metropolitan Community College-Maple Woods
Milwaukee School of Engineering
Missouri University of Science and Technology
New Mexico State University/Boeing
Northeastern University
Northwestern University
Nuts, Bolts & Thingamajigs, The Foundation of FMA, Intl.
Ohio State University

These providers received enough qualified applicants to offer all of their scholarships (continued)

Olin College of Engineering
Oregon State University
Penn State/BAE Systems
Phil Clancy Memorial Scholarship
Purdue University/BAE Systems
Raytheon Company
Rensselaer Polytechnic Institute/BAE Systems
Rochester Institute of Technology
Seattle Pacific University
SME Education Foundation
Society of Women Engineers - Houston Area
Southern California Regional Robotics Forum (SCRRF)
Stevens Institute of Technology
Teradata Corporation
Tulane University
University of Arizona/BAE Systems
University of Delaware
University of Hartford
University of Hawaii at Manoa/BAE Systems Scholarship
University of Kansas
University of Maryland/BAE Systems
University of Massachusetts Lowell - SCIENCES
University of Michigan/Delphi
University of Minnesota/PTC
University of Nevada Las Vegas-Engineering
University of New Hampshire/BAE Systems
University of Rochester
University of South Florida
University of Southern California
University of Texas - Austin
University of Toronto
University of Washington/Boeing
University of Waterloo
University of Wisconsin-Madison
Virginia Tech/BAE Systems
Washington University in St. Louis/Boeing
Worcester Polytechnic Institute - Design Innovation Scholarship

These providers have not reported their 2009 *FIRST* Scholarship results

College for Creative Studies
Norfolk State University/BAE Systems
Pennsylvania College of Technology
Washtenaw Community College
William Paterson University